


INDEPENDENT
SPRINGS
LINE

LIPSIA

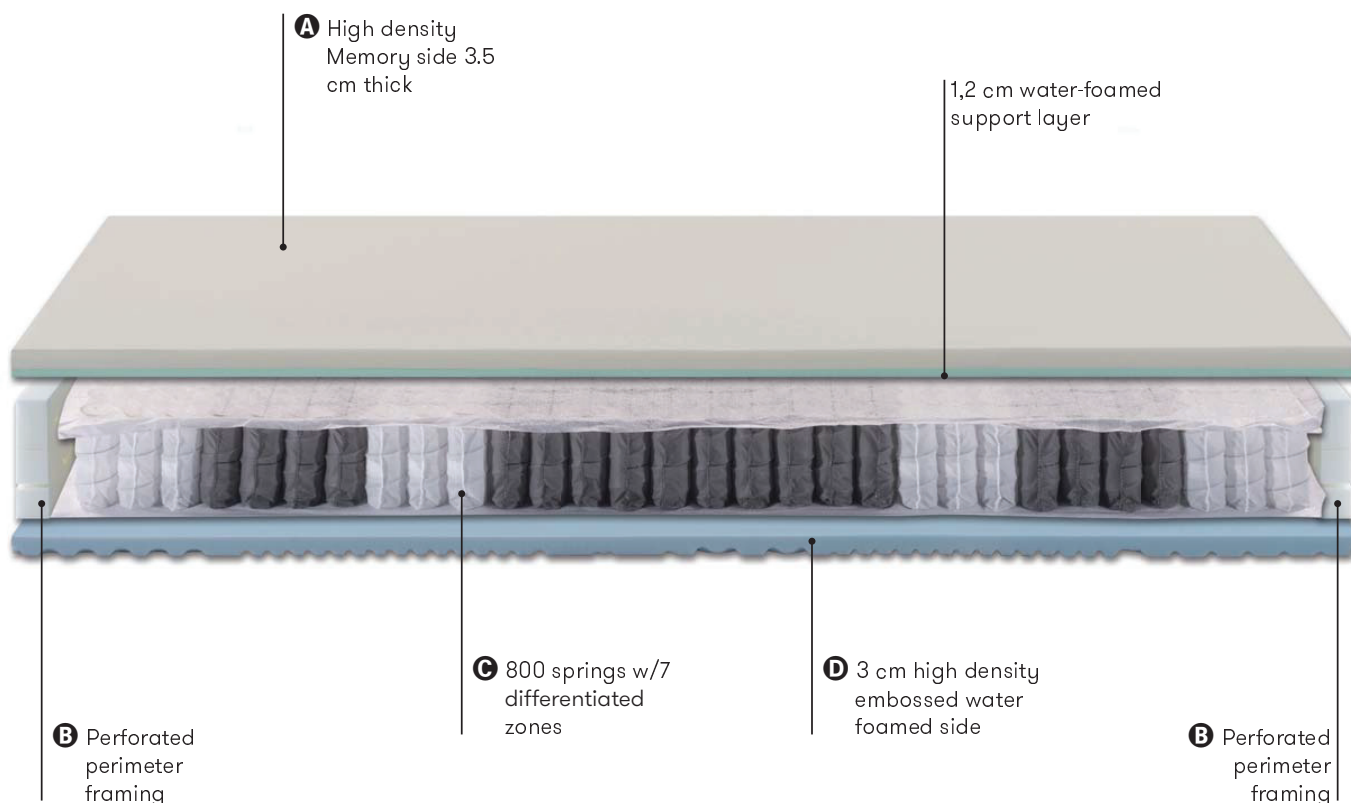


mattress
800
SPRINGS
independent

finished
mattress
H26
.cm
approx.

mattress
with
7 ZONES
of different
bearing capacities

internal
structure
H21
.cm
approx.





A 3,5 cm side in
thermosensitive memory form,
self-modelling to distribute the
body weight evenly.

B Perimeter casing against
sinking, perforated to allow
a constant and healthy air
recirculation.

C Spring system with 800
independent pocketed springs
with 7 zones of differentiated
bearing capacity.

D High density embossed
layers with over 1000 pressure
points for optimal comfort.



mattress bearing capacity

MEDIUM RIGID

70÷120 kg

NON

removable lining

NON

washable

recommended bed frames

FIXED

ALL BED FRAMES



Fabric with silver ion treatment for antibacterial and odour protection.



Side band complete with 3D breathable insert and fabric handles for the mattress positioning on the bed frame.



Mattress Maintenance:

Periodically rotate head/feet, up/down

Summer side:
padding with fresh Bamboo
Winter side:
warm Cashmere wool padding

LIPSIA	190 / 195 / 200						Taylor made per cm²
	80	85-90	120	140	160	165-170-180	
Fixed							